

Slit lamps

SL9800 | SL9900 | SL9900 ELITE

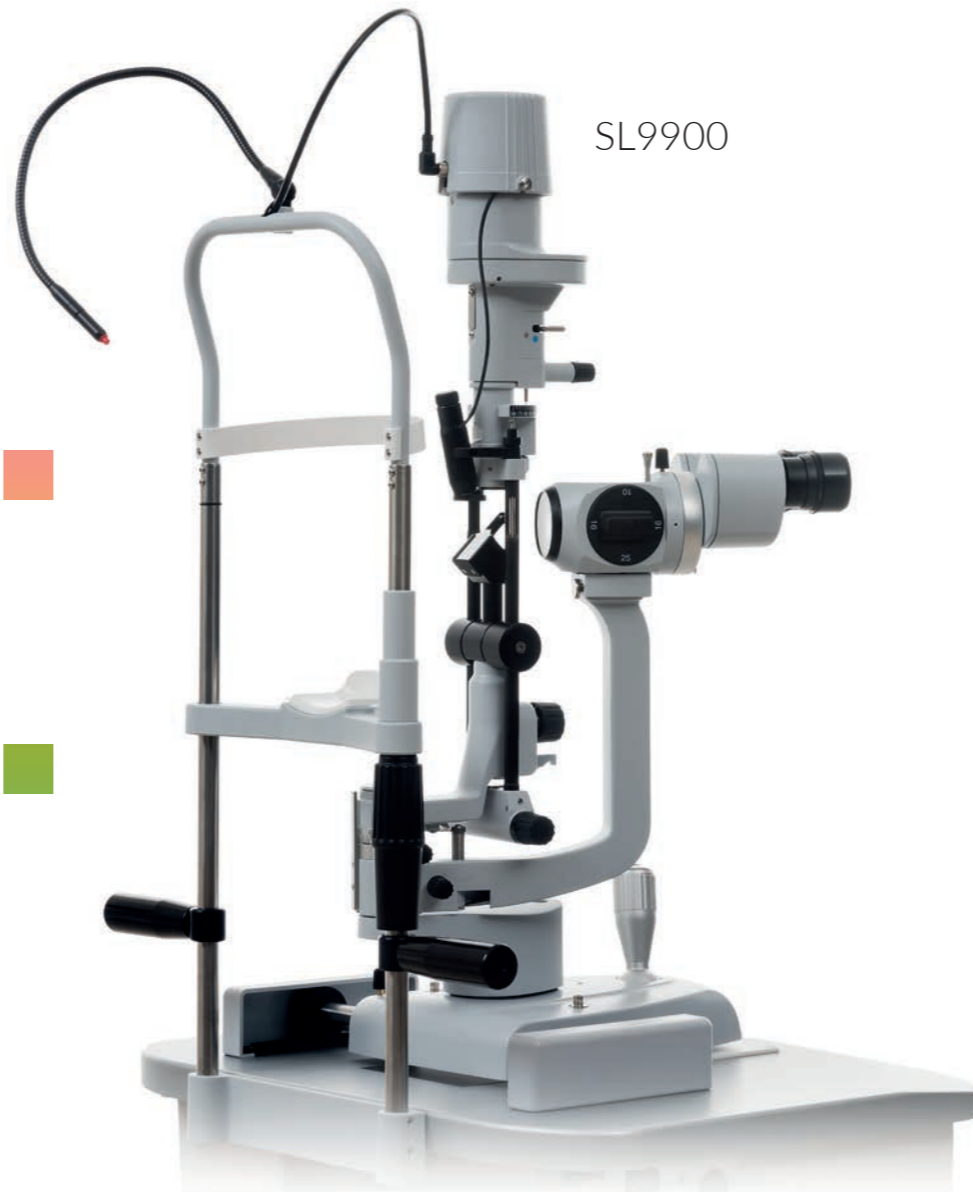


SL9900 ELITE


SLIT LAMPS SL9800 | SL9900 | SL9900 ELITE

CSO slit lamps are engineered to the highest European quality standards and come equipped with LED illumination.

Ergonomic design, high quality optics and precision mechanical parts provides the user with an unparalleled experience while conducting a slit lamp examination.



SL9900



SL9800



LED LIGHT SOURCE


LED illumination provides comfort to the patient during the examination due to the lack of heat. Image colour temperature is maintained at all illumination levels. Our LED technology has an estimated life of 50000 hours of continuous use, you will never need to replace a light bulb again.



DIGITAL VIDEO CAMERA* (OPTIONAL)

All CSO slit lamps can be equipped with the CSO Digital Vision HR camera. This high performance camera can capture and record the smallest details, while conducting a slit lamp examination. When connected to the Phoenix patient management software, it is possible to store high quality images or video for further review.

* (not compatible with 2X microscope)



MICROSCOPE 3X | 5X | ZOOM

Converging microscope optics provides comfort to the user when using the slit lamp. All the microscopes have a yellow filter to improve the image quality during fluorescein tests.



TONOMETERS (OPTIONAL) A900 | F900 | Z800

All CSO slit lamps are compatible with applanation tonometers.



MICROSCOPE 2X

A converging microscope with 10x and 16x magnifications is also available for the SL9800 and SL9900.



POLARIS (OPTIONAL)

Advanced analysis of the tear film

Polaris enables the user to evaluate the stability and quality of the tear film through the measurement of the non-invasive break up time. Polaris integrates with the Phoenix software system so the patient data can be recorded for later review.

Slit lamps

SL9800 | SL9900 | SL9900 ELITE

TECHNICAL DATA

	SL9800	SL9900 SL9900 ELITE
Slit projection	1.16X	1X
Slit width (setting continuous)	0 - 14 mm	0 - 12 mm
Slit length (setting continuous)	1.8 - 13 mm	1 - 12 mm
Slit length (max)	14 mm	12 mm
Apertures	14, 9, 5.5, 0.3 mm	12, 9, 5.3, 1, 0.2 mm
Filters	Blue, Red, Green (Red free)	Blue, Red, Gray, Green (Red free)
Light Diffuser	light diffuser	light diffuser
Background light	only with Digital Vision HR	only with Digital Vision HR
Slit rotation	± 90° continuous, on the TABO system	
Slit angle	0° horizontal	variable 0° 5° 10° 15° 20°
Rotation interval of the slit projection	±90°, angular scale, reference on 0°	±90°, angular scale, reference on 0° and ±10°
Working distance	68 mm	80 mm
Joystick push button	only with Digital Vision HR	
Left/Right detection	only with Digital Vision HR	
Voltage	15V DC 1A	
Light source	White LED	
Brightness	248000 LUX continuous adjustment	
Dimensions (HxWxD)	440 x 313 x 335mm	675 x 313 x 335mm
Weight	7 kg	7.8 kg

SL9800 | SL9900 | SL9900 ELITE

MICROSCOPE	2X	3X	5X	Zoom
Type	Convergent	Galileian convergent with magnification change system		Galileian convergent with variable magnification
Eyepiece convergence angle	13°	6°		
Eyepiece	10X	12,5X	12,5X	12,5X
Eyepiece adjustment	±8 D.			
Magnifications	10X 16X	10x 16x 25x	6x 10x 16x 25x 40x	7X 30X
Corresponding real magnifications		8,5x 14,8x 25,6x	5,6x 8,5x 14,8x 25,6x 39,3x	
Field of view	18,5mm 12mm	26mm to 8,5mm	41mm to 5,7mm	30mm to 7,4mm
Interpupillary distance	51,5mm to 87mm	50mm to 80mm		
Barrier filter	yellow			

MINIMUM SYSTEM REQUIREMENT(VERSION DIGITAL HR)

PC: 4 GB RAM - Video Card 1 GB RAM (not shared) resolution 1024 x 768 pixels - USB 3.0 type A
 Operating system: Windows XP, Windows 7 and Windows 10 (32/64 bit).

* The specifics and the images are not contractually binding and can be modified without notice. Windows® is a Microsoft Corporation trade mark.

CO124 | Rev. 00 del 01/2018



YOUR PROFESSIONAL PARTNER SINCE 1967



Via degli Stagnacci 12/E
 50018 - Scandicci - FI - Italy
 tel +39 055 72219 | fax +39 055 7215557
 email. cso@csoitalia.it | web. www.csoitalia.it



EN

